

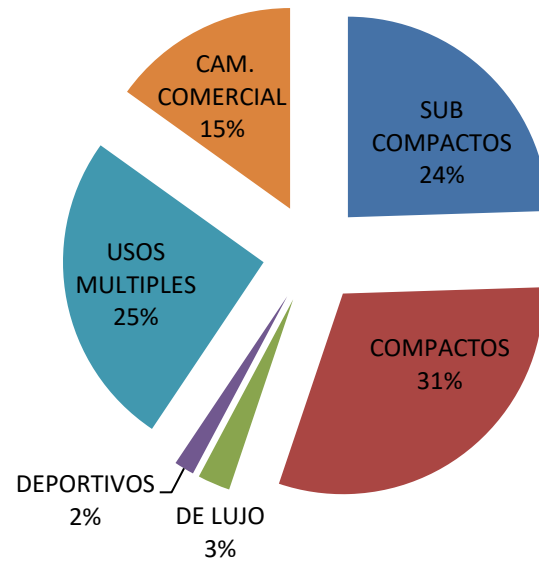
Reporte de Ventas AMDA Morelos

DICIEMBRE 2020



| MARCAS | VENTAS POR UNIDADES TOTALES | SUB COMPACTOS | COMPACTOS | DE LUJO | DEPORTIVOS | USOS MÚLTIPLES | CAM. COMERCIAL |
|--------------|--------------------------------|------------------|------------|-----------|------------|-------------------|-------------------|
| NISSAN | 315 | 66 | 164 | 1 | 1 | 27 | 56 |
| CHEVROLET | 252 | 137 | 63 | 0 | 0 | 41 | 11 |
| VW | 194 | 20 | 132 | 0 | 4 | 28 | 10 |
| TOYOTA | 136 | 12 | 44 | 18 | | 27 | 35 |
| FCA | 100 | 23 | 0 | 0 | 0 | 27 | 50 |
| KIA | 74 | 21 | 13 | 0 | | 40 | |
| FORD | 63 | 11 | 1 | | 0 | 16 | 35 |
| MAZDA | 57 | 4 | 17 | 1 | 3 | 32 | |
| SUZUKI | 47 | 29 | 13 | 0 | | 5 | |
| HONDA | 45 | | 9 | 0 | 0 | 36 | 0 |
| BMW | 34 | | | 7 | 4 | 23 | |
| RENAULT | 32 | 7 | 0 | 0 | | 14 | 11 |
| SEAT | 32 | 23 | 0 | | 1 | 8 | |
| AUDI | 27 | | | 10 | | 17 | |
| HYUNDAI | 20 | 11 | 0 | 0 | | 9 | |
| MINI COOPER | 18 | | | | 11 | 7 | |
| PEUGEOT | 17 | 0 | 0 | 0 | 0 | 5 | 12 |
| GMC | 10 | | | 1 | | 8 | 1 |
| BAIC | 9 | 0 | 1 | | | 6 | 2 |
| JAC | 4 | 0 | | | | 3 | 1 |
| MITSUBISHI | 3 | 1 | | | | 1 | 1 |
| VOLVO | 1 | | | 1 | | 0 | |
| JAGUAR | 0 | | | | 0 | | |
| LAND ROVER | 0 | | | | | 0 | |
| LINCOLN | 0 | | | 0 | | 0 | 0 |
| MERCEDES | 0 | 0 | 0 | 0 | 0 | 0 | |
| TOTAL | 1490 | 365 | 457 | 39 | 24 | 380 | 225 |

SEGMENTOS



FLOTILLA VS MENUDEO

| AGENCIA | TOTALES | | SUBCOMPACTO | | COMPACTO | | LUJO | | DEPORTIVO | | USOS MULTIPLES | | CAMIONES LIGEROS | |
|--------------|------------|-------------|-------------|------------|-----------|------------|----------|-----------|-----------|-----------|----------------|------------|------------------|------------|
| | FLOTILLA | MENUDEO | FLOTILLA | MENUDEO | FLOTILLA | MENUDEO | FLOTILLA | MENUDEO | FLOTILLA | MENUDEO | FLOTILLA | MENUDEO | FLOTILLA | MENUDEO |
| NISSAN | 29 | 286 | 1 | 65 | 20 | 144 | 1 | 0 | 0 | 1 | 1 | 26 | 6 | 50 |
| VW | 0 | 194 | 0 | 20 | 0 | 132 | 0 | 0 | 0 | 4 | 0 | 28 | 0 | 10 |
| CHEVROLET | 84 | 168 | 79 | 58 | 0 | 63 | 0 | 0 | 0 | 0 | 2 | 39 | 3 | 8 |
| TOYOTA | 0 | 136 | 0 | 12 | 0 | 44 | 0 | 18 | | | 0 | 27 | 0 | 35 |
| FCA | 2 | 98 | 0 | 23 | 0 | 0 | 0 | 0 | 0 | 0 | 2 | 25 | 0 | 50 |
| KIA | 0 | 74 | 0 | 21 | 0 | 13 | 0 | 0 | | | 0 | 40 | | |
| MAZDA | 0 | 57 | 0 | 4 | 0 | 17 | 0 | 1 | 0 | 3 | 0 | 32 | | |
| FORD | 10 | 53 | 0 | 11 | 0 | 1 | | | 0 | 0 | 1 | 15 | 9 | 26 |
| SUZUKI | 0 | 47 | 0 | 29 | 0 | 13 | 0 | 0 | | | 0 | 5 | | |
| HONDA | 0 | 45 | | | 0 | 9 | 0 | 0 | 0 | 0 | 0 | 36 | 0 | 0 |
| BMW | 0 | 34 | | | | | 0 | 7 | 0 | 4 | 0 | 23 | | |
| RENAULT | 0 | 32 | 0 | 7 | 0 | 0 | 0 | 0 | | | 0 | 14 | 0 | 11 |
| SEAT | 0 | 32 | 0 | 23 | 0 | 0 | | | 0 | 1 | 0 | 8 | | |
| AUDI | 0 | 27 | | | | | 0 | 10 | | | 0 | 17 | | |
| HYUNDAI | 0 | 20 | 0 | 11 | 0 | 0 | 0 | 0 | | | 0 | 9 | | |
| MINI | 0 | 18 | | | | | | | 0 | 11 | 0 | 7 | | |
| PEUGEOT | 0 | 17 | 0 | 0 | 0 | 0 | 0 | 0 | 0 | 0 | 0 | 5 | 0 | 12 |
| GMC | 0 | 10 | | | | | 0 | 1 | | | 0 | 8 | 0 | 1 |
| BAIC | 0 | 9 | 0 | 0 | 0 | 1 | | | | | 0 | 6 | 0 | 2 |
| JAC | 0 | 4 | 0 | 0 | | | | | | | 0 | 3 | 0 | 1 |
| MITSUBISHI | 0 | 3 | 0 | 1 | | | | | | | 0 | 1 | 0 | 1 |
| VOLVO | 0 | 1 | | | | | 0 | 1 | | | 0 | 0 | | |
| JAGUAR | 0 | 0 | | | | | | | 0 | 0 | | | | |
| LAND ROVER | 0 | 0 | | | | | | | | | 0 | 0 | | |
| LINCOLN | 0 | 0 | | | | | 0 | 0 | | | 0 | 0 | 0 | 0 |
| MERCEDES | 0 | 0 | 0 | 0 | 0 | 0 | 0 | 0 | 0 | 0 | 0 | 0 | | |
| TOTAL | 125 | 1365 | 80 | 285 | 20 | 437 | 1 | 38 | 0 | 24 | 6 | 374 | 18 | 207 |

FLOTILLAS

| DICIEMBRE | | | | | | | | | | | |
|------------|------|------|------|------|------|------|------|------|------|------|--------|
| MARCA | 2011 | 2012 | 2013 | 2014 | 2015 | 2016 | 2017 | 2018 | 2019 | 2020 | % CREC |
| MITSUBISHI | 2 | 11 | 0 | 0 | 4 | 1 | 0 | 0 | 0 | 0 | - |
| PEUGEOT | 0 | 0 | 0 | 0 | 0 | 0 | 0 | 0 | 0 | 0 | - |
| VW | 0 | 0 | 139 | 8 | 0 | 0 | 0 | 0 | 0 | 0 | - |
| RENAULT | 1 | 0 | 0 | 0 | 0 | 0 | 0 | 0 | 0 | 0 | - |
| MAZDA | 0 | 0 | 0 | 0 | 0 | 0 | 0 | 0 | 0 | 0 | - |
| TOYOTA | 0 | 0 | 0 | 0 | 0 | 0 | 0 | 0 | 0 | 0 | - |
| NISSAN | 18 | 1 | 26 | 31 | 9 | 8 | 39 | 5 | 15 | 29 | 93.33 |
| CHEVROLET | 106 | 92 | 54 | 36 | 83 | 257 | 13 | 155 | 47 | 84 | 78.72 |
| FORD | 7 | 13 | 23 | 4 | 3 | 3 | 8 | 48 | 11 | 10 | -9.09 |
| FCA | 5 | 141 | 71 | 89 | 25 | 0 | 0 | 0 | 3 | 2 | -33.33 |
| TOTAL | 139 | 258 | 313 | 168 | 124 | 269 | 60 | 208 | 76 | 125 | 64.47 |

ACUMULADO FLOTILLAS

| DICIEMBRE | | | | | | | | | | | |
|------------|------|------|------|------|------|------|------|------|------|------|---------|
| MARCA | 2011 | 2012 | 2013 | 2014 | 2015 | 2016 | 2017 | 2018 | 2019 | 2020 | % CREC |
| MITSUBISHI | 40 | 68 | 74 | 46 | 47 | 23 | 41 | 10 | 0 | 4 | - |
| RENAULT | 6 | 16 | 0 | 0 | 0 | 10 | 0 | 0 | 0 | 0 | - |
| MAZDA | 17 | 0 | 0 | 0 | 3 | 0 | 0 | 0 | 0 | 0 | - |
| TOYOTA | 15 | 0 | 0 | 0 | 0 | 0 | 0 | 0 | 0 | 0 | - |
| NISSAN | 197 | 241 | 169 | 169 | 158 | 87 | 65 | 37 | 158 | 175 | 10.76 |
| FORD | 176 | 82 | 123 | 139 | 156 | 62 | 70 | 111 | 95 | 92 | -3.16 |
| CHEVROLET | 1551 | 1645 | 964 | 947 | 781 | 885 | 700 | 369 | 471 | 356 | -24.42 |
| FCA | 173 | 642 | 426 | 541 | 504 | 55 | 4 | 12 | 50 | 33 | -34.00 |
| VW | 27 | 34 | 213 | 94 | 44 | 93 | 7 | 12 | 43 | 7 | -83.72 |
| PEUGEOT | 0 | 0 | 0 | 0 | 0 | 5 | 2 | 54 | 14 | 0 | -100.00 |
| TOTAL | 2202 | 2728 | 1969 | 1936 | 1693 | 1220 | 889 | 605 | 831 | 667 | -19.74 |

| % VENTAS TOTALES | | |
|------------------|-------|-------------|
| MARCA | TOTAL | % DEL TOTAL |
| NISSAN | 315 | 21.14 |
| CHEVROLET | 252 | 16.91 |
| VW | 194 | 13.02 |
| TOYOTA | 136 | 9.13 |
| FCA | 100 | 6.71 |
| KIA | 74 | 4.97 |
| FORD | 63 | 4.23 |
| MAZDA | 57 | 3.83 |
| SUZUKI | 47 | 3.15 |
| HONDA | 45 | 3.02 |
| BMW | 34 | 2.28 |
| RENAULT | 32 | 2.15 |
| SEAT | 32 | 2.15 |
| AUDI | 27 | 1.81 |
| HYUNDAI | 20 | 1.34 |
| MINI COOPER | 18 | 1.21 |
| PEUGEOT | 17 | 1.14 |
| GMC | 10 | 0.67 |
| BAIC | 9 | 0.60 |
| JAC | 4 | 0.27 |
| MITSUBISHI | 3 | 0.20 |
| VOLVO | 1 | 0.07 |
| JAGUAR | 0 | 0.00 |
| LAND ROVER | 0 | 0.00 |
| LINCOLN | 0 | 0.00 |
| MERCEDES | 0 | 0.00 |
| TOTAL | 1490 | 100 |

| % VENTAS MENUDEO | | |
|------------------|-------|-------------|
| MARCA | TOTAL | % DEL TOTAL |
| NISSAN | 286 | 20.95 |
| VW | 194 | 14.21 |
| CHEVROLET | 168 | 12.31 |
| TOYOTA | 136 | 9.96 |
| FCA | 98 | 7.18 |
| KIA | 74 | 5.42 |
| MAZDA | 57 | 4.18 |
| FORD | 53 | 3.88 |
| SUZUKI | 47 | 3.44 |
| HONDA | 45 | 3.30 |
| BMW | 34 | 2.49 |
| RENAULT | 32 | 2.34 |
| SEAT | 32 | 2.34 |
| AUDI | 27 | 1.98 |
| HYUNDAI | 20 | 1.47 |
| MINI COOPER | 18 | 1.32 |
| PEUGEOT | 17 | 1.25 |
| GMC | 10 | 0.73 |
| BAIC | 9 | 0.66 |
| JAC | 4 | 0.29 |
| MITSUBISHI | 3 | 0.22 |
| VOLVO | 1 | 0.07 |
| JAGUAR | 0 | 0.00 |
| LAND ROVER | 0 | 0.00 |
| LINCOLN | 0 | 0.00 |
| MERCEDES | 0 | 0.00 |
| TOTAL | 1365 | 100 |

DICIEMBRE 2019 VS 2020

| DICIEMBRE | | | | | | | | | | | | |
|--------------|-------------|-------------|-------------|-------------|-------------|-------------|-------------|-------------|-------------|-------------|-------------|---------------|
| MARCA | 2010 | 2011 | 2012 | 2013 | 2014 | 2015 | 2016 | 2017 | 2018 | 2019 | 2020 | % CREC |
| FIAT | | | | | 30 | 17 | 23 | 27 | 0 | 0 | 0 | - |
| JAGUAR | | | | | 0 | 0 | 0 | 0 | 0 | 0 | 0 | - |
| JAC | | | | | | | | | | | 4 | 100.00 |
| LAND ROVER | | | | | 1 | 0 | 0 | 0 | 0 | 0 | 0 | - |
| LINCOLN | | | | | 0 | 0 | 0 | 0 | 0 | 0 | 0 | - |
| GMC | | | | | 11 | 5 | 7 | 9 | 10 | 4 | 10 | 150.00 |
| PEUGEOT | | | | | | | 10 | 10 | 14 | 10 | 17 | 70.00 |
| FCA | 157 | 115 | 125 | 279 | 174 | 200 | 126 | 81 | 78 | 59 | 100 | 69.49 |
| SUZUKI | | | | 22 | 24 | 27 | 0 | 29 | 45 | 28 | 47 | 67.86 |
| BAIC | | | | | | | | 14 | 16 | 7 | 9 | 28.57 |
| CHEVROLET | 280 | 319 | 259 | 275 | 238 | 262 | 352 | 709 | 439 | 211 | 252 | 19.43 |
| SEAT | 22 | 29 | 45 | 42 | 38 | 34 | 37 | 54 | 27 | 28 | 32 | 14.29 |
| AUDI | 6 | 17 | 17 | 32 | 40 | 37 | 35 | 33 | 39 | 27 | 27 | 0.00 |
| BMW | 9 | 20 | 23 | 23 | 16 | 0 | 0 | 35 | 42 | 34 | 34 | 0.00 |
| MINI | | | 10 | 11 | 14 | 0 | 0 | 10 | 20 | 18 | 18 | 0.00 |
| FORD | 114 | 120 | 113 | 96 | 118 | 130 | 145 | 168 | 96 | 64 | 63 | -1.56 |
| RENAULT | 20 | 21 | 22 | 24 | 45 | 33 | 33 | 42 | 28 | 34 | 32 | -5.88 |
| KIA | | | | | | | 33 | 90 | 118 | 87 | 74 | -14.94 |
| TOYOTA | 132 | 113 | 109 | 109 | 105 | 120 | 162 | 174 | 214 | 166 | 136 | -18.07 |
| NISSAN | 336 | 404 | 497 | 400 | 409 | 483 | 593 | 753 | 425 | 411 | 315 | -23.36 |
| VW | 178 | 256 | 258 | 294 | 486 | 389 | 428 | 356 | 218 | 275 | 194 | -29.45 |
| HONDA | 62 | 60 | 57 | 52 | 65 | 86 | 94 | 129 | 82 | 67 | 45 | -32.84 |
| MAZDA | 22 | 52 | 66 | 44 | 64 | 71 | 136 | 110 | 81 | 96 | 57 | -40.63 |
| HYUNDAI | | | | | | | 40 | 49 | 50 | 38 | 20 | -47.37 |
| VOLVO | | | | | | | | 4 | 4 | 2 | 1 | -50.00 |
| MITSUBISHI | 75 | 16 | 16 | 15 | 20 | 23 | 20 | 26 | 10 | 36 | 3 | -91.67 |
| MERCEDES | 13 | 17 | 16 | 11 | 9 | 20 | 13 | 15 | 29 | 13 | 0 | -100.00 |
| TOTAL | 1426 | 1559 | 1633 | 1729 | 1907 | 1937 | 2287 | 2927 | 2085 | 1715 | 1490 | -13.12 |

| MARCA | ENE | FEB | MAR | ABR | MAY | JUN | JUL | AGO | SEP | OCT | NOV | DIC | ACU | % |
|------------|-------|-------|-------|-----|-----|-----|-------|-------|-------|-------|-------|-------|--------|--------|
| NISSAN | 354 | 380 | 280 | 109 | 137 | 174 | 268 | 327 | 284 | 307 | 293 | 315 | 3228 | 23.61 |
| VW | 248 | 233 | 155 | 30 | 86 | 101 | 151 | 187 | 201 | 192 | 208 | 194 | 1986 | 14.53 |
| CHEVROLET | 184 | 160 | 151 | 51 | 55 | 140 | 158 | 116 | 146 | 143 | 186 | 252 | 1742 | 12.74 |
| TOYOTA | 131 | 120 | 149 | 73 | 122 | 99 | 115 | 120 | 80 | 87 | 142 | 136 | 1374 | 10.05 |
| KIA | 79 | 89 | 91 | 5 | 21 | 46 | 65 | 64 | 78 | 93 | 92 | 74 | 797 | 5.83 |
| MAZDA | 74 | 81 | 77 | 20 | 24 | 50 | 43 | 41 | 59 | 70 | 98 | 57 | 694 | 5.08 |
| FCA | 75 | 53 | 35 | 10 | 37 | 47 | 53 | 53 | 58 | 54 | 73 | 100 | 648 | 4.74 |
| HONDA | 91 | 56 | 53 | 18 | 23 | 20 | 44 | 40 | 56 | 58 | 50 | 45 | 554 | 4.05 |
| FORD | 60 | 60 | 34 | 50 | 34 | 25 | 21 | 23 | 35 | 43 | 44 | 63 | 492 | 3.60 |
| BMW | 29 | 29 | 43 | 6 | 21 | 28 | 41 | 31 | 29 | 25 | 28 | 34 | 344 | 2.52 |
| SUZUKI | 34 | 35 | 19 | 11 | 7 | 16 | 26 | 27 | 33 | 38 | 50 | 47 | 343 | 2.51 |
| RENAULT | 21 | 23 | 22 | 7 | 11 | 18 | 24 | 25 | 26 | 28 | 38 | 32 | 275 | 2.01 |
| HYUNDAI | 42 | 23 | 12 | 6 | 10 | 13 | 27 | 22 | 26 | 22 | 30 | 20 | 253 | 1.85 |
| SEAT | 31 | 23 | 22 | 3 | 2 | 17 | 10 | 21 | 12 | 18 | 20 | 32 | 211 | 1.54 |
| AUDI | 17 | 17 | 14 | 6 | 4 | 10 | 19 | 15 | 21 | 19 | 26 | 27 | 195 | 1.43 |
| MINI | 11 | 9 | 7 | 5 | 6 | 9 | 12 | 14 | 10 | 15 | 17 | 18 | 133 | 0.97 |
| PEUGEOT | 11 | 9 | 10 | 2 | 3 | 10 | 9 | 12 | 18 | 11 | 12 | 17 | 124 | 0.91 |
| BAIC | 11 | 17 | 13 | 4 | 5 | 4 | 11 | 14 | 7 | 12 | 13 | 9 | 120 | 0.88 |
| MITSUBISHI | 21 | 14 | 7 | 3 | 5 | 0 | 0 | 0 | 0 | 0 | 0 | 3 | 53 | 0.39 |
| GMC | 1 | 1 | 4 | 3 | 0 | 0 | 3 | 5 | 5 | 4 | 5 | 10 | 41 | 0.30 |
| VOLVO | 6 | 3 | 3 | 0 | 1 | 1 | 4 | 2 | 2 | 2 | 2 | 1 | 27 | 0.20 |
| MERCEDES | 11 | 5 | 4 | 3 | 0 | 0 | 0 | 0 | 0 | 0 | 0 | 0 | 23 | 0.17 |
| JAC | | | | | | | | | | | 5 | 4 | 9 | 0.07 |
| LAND ROVER | 1 | 1 | 0 | 0 | 0 | 0 | 0 | 0 | 0 | 0 | 0 | 0 | 2 | 0.01 |
| JAGUAR | 0 | 0 | 0 | 1 | 0 | 0 | 0 | 0 | 0 | 0 | 0 | 0 | 1 | 0.01 |
| LINCOLN | 0 | 0 | 0 | 1 | 0 | 0 | 0 | 0 | 0 | 0 | 0 | 0 | 1 | 0.01 |
| TOTAL | 1,543 | 1,441 | 1,205 | 427 | 614 | 828 | 1,104 | 1,159 | 1,186 | 1,241 | 1,432 | 1,490 | 13,670 | 100.00 |

MENSUAL

ACUMULADOS 2019 VS 2020

| | DICIEMBRE | | | | | | | | | | | | |
|--------------|--------------|--------------|--------------|--------------|--------------|--------------|--------------|--------------|--------------|--------------|--------------|--------------|---------------|
| | 2009 | 2010 | 2011 | 2012 | 2013 | 2014 | 2015 | 2016 | 2017 | 2018 | 2019 | 2020 | %CREC |
| FIAT | | | | | 151 | 247 | 212 | 192 | 241 | 0 | 0 | 0 | - |
| JAGUAR | | | | | 1 | | 0 | 0 | 0 | 0 | 0 | 1 | - |
| JAC | | | | | | | | | | | | 9 | 100.00 |
| PEUGEOT | 251 | 54 | | | | | 41 | 121 | 143 | 153 | 110 | 124 | 12.73 |
| BMW | | 130 | 252 | 231 | 189 | 89 | 0 | 117 | 366 | 395 | 378 | 344 | -8.99 |
| CHEVROLET | 2111 | 2741 | 3025 | 3174 | 2825 | 2991 | 3142 | 3998 | 3181 | 2555 | 1919 | 1742 | -9.22 |
| VOLVO | | | | | | | | 49 | 49 | 51 | 30 | 27 | -10.00 |
| AUDI | 111 | 121 | 190 | 255 | 307 | 341 | 353 | 374 | 364 | 338 | 223 | 195 | -12.56 |
| FCA | 1167 | 1152 | 1179 | 1728 | 1427 | 1601 | 1613 | 943 | 780 | 921 | 768 | 648 | -15.63 |
| MINI | | | 44 | 124 | 109 | 41 | 0 | 60 | 162 | 203 | 159 | 133 | -16.35 |
| SUZUKI | | | | 194 | 223 | 245 | 83 | 139 | 295 | 374 | 411 | 343 | -16.55 |
| TOYOTA | 988 | 895 | 812 | 846 | 961 | 803 | 1267 | 1459 | 1571 | 1747 | 1764 | 1374 | -22.11 |
| MAZDA | 38 | 438 | 617 | 518 | 603 | 692 | 894 | 936 | 848 | 957 | 916 | 694 | -24.24 |
| VW | 2078 | 2262 | 2521 | 2727 | 3366 | 3547 | 3677 | 4073 | 3213 | 2910 | 2631 | 1986 | -24.52 |
| NISSAN | 2800 | 3189 | 3915 | 3978 | 3889 | 3924 | 5013 | 6344 | 6284 | 4819 | 4323 | 3228 | -25.33 |
| FORD | 1137 | 1151 | 1059 | 870 | 972 | 996 | 1239 | 1320 | 989 | 865 | 659 | 492 | -25.34 |
| HONDA | 432 | 424 | 384 | 572 | 601 | 666 | 777 | 935 | 946 | 892 | 749 | 554 | -26.03 |
| RENAULT | 223 | 228 | 248 | 275 | 269 | 349 | 340 | 382 | 334 | 310 | 372 | 275 | -26.08 |
| GMC | | | | | 57 | 92 | 92 | 100 | 70 | 104 | 57 | 41 | -28.07 |
| KIA | | | | | | | 64 | 801 | 1105 | 1203 | 1146 | 797 | -30.45 |
| BAIC | | | | | | | | 57 | 151 | 162 | 178 | 120 | -32.58 |
| SEAT | 349 | 263 | 363 | 356 | 368 | 369 | 417 | 456 | 421 | 347 | 338 | 211 | -37.57 |
| HYUNDAI | | | | | | | 71 | 501 | 562 | 550 | 410 | 253 | -38.29 |
| LINCON | | | | | 1 | 1 | 4 | 0 | 0 | 4 | 3 | 1 | -66.67 |
| LAND ROVER | | | | | 13 | 7 | 1 | 0 | 0 | 6 | 7 | 2 | -71.43 |
| MITSUBISHI | 351 | 327 | 172 | 148 | 213 | 254 | 213 | 203 | 254 | 199 | 194 | 53 | -72.68 |
| MERCEDES | 126 | 133 | 183 | 160 | 201 | 146 | 36 | 184 | 255 | 293 | 165 | 23 | -86.06 |
| TOTAL | 12162 | 13508 | 14964 | 16156 | 16746 | 17401 | 19549 | 23744 | 22584 | 20358 | 17910 | 13670 | -23.67 |

AGENCIAS

| AGENCIA | MARCA | ENE | FEB | MAR | ABR | MAY | JUN | JUL | AGO | SEP | OCT | NOV | DIC | TOTAL |
|---|----------------------|--------------|--------------|--------------|------------|------------|------------|--------------|--------------|--------------|--------------|--------------|--------------|---------------|
| GPO AUTOMOTRIZ IRAGORRI SUC NAGOYA | NISSAN | 123 | 123 | 105 | 43 | 60 | 64 | 102 | 113 | 109 | 125 | 126 | 123 | 1216 |
| AUTO CAM | CHEVROLET | 129 | 107 | 91 | 33 | 36 | 62 | 116 | 75 | 71 | 119 | 114 | 161 | 1114 |
| TOY MOTORS | TOYOTA | 104 | 94 | 113 | 59 | 110 | 79 | 83 | 91 | 57 | 67 | 114 | 110 | 1081 |
| GPO AUTOMOTRIZ IRAGORRI MATRIZ AGRICOLA | NISSAN | 119 | 144 | 77 | 28 | 35 | 52 | 78 | 120 | 86 | 95 | 74 | 95 | 1003 |
| RILE CUERNAVACA | KIA | 79 | 89 | 91 | 5 | 21 | 46 | 65 | 64 | 78 | 93 | 92 | 74 | 797 |
| AUTOMOTORES DE MORELOS | VW | 81 | 77 | 61 | 8 | 26 | 36 | 48 | 73 | 68 | 74 | 81 | 62 | 695 |
| CUAUTLA AUTOMOTRIZ | CHEVROLET | 55 | 53 | 60 | 18 | 19 | 78 | 42 | 41 | 75 | 24 | 72 | 91 | 628 |
| GPO AUTOMOTRIZ IRAGORRI SUC CUAUTLA | NISSAN | 67 | 67 | 58 | 21 | 24 | 40 | 56 | 56 | 60 | 65 | 52 | 62 | 628 |
| CRESTA CUERNAVACA | VW | 77 | 78 | 44 | 13 | 32 | 31 | 46 | 53 | 69 | 62 | 58 | 58 | 621 |
| PICACHO AUTOMOTRIZ | MAZDA | 55 | 68 | 54 | 15 | 16 | 35 | 34 | 30 | 47 | 52 | 73 | 45 | 524 |
| MOTORES DE MORELOS | FORD | 51 | 51 | 24 | 46 | 31 | 23 | 14 | 20 | 30 | 32 | 33 | 51 | 406 |
| GPO AUTOMOTRIZ IRAGORRI SUC KWANTO | NISSAN | 45 | 46 | 40 | 17 | 18 | 18 | 32 | 38 | 29 | 22 | 41 | 35 | 381 |
| AUTO CIRC | HONDA | 62 | 38 | 36 | 8 | 12 | 13 | 27 | 22 | 33 | 44 | 36 | 33 | 364 |
| CRESTA CUAUTLA | VW | 42 | 42 | 25 | 2 | 15 | 19 | 26 | 35 | 36 | 28 | 41 | 34 | 345 |
| MASTER MOTORS | BMW | 29 | 29 | 43 | 6 | 21 | 28 | 41 | 31 | 29 | 25 | 28 | 34 | 344 |
| ALDEN MORELOS | SUZUKI | 34 | 35 | 19 | 11 | 7 | 16 | 26 | 27 | 33 | 38 | 50 | 47 | 343 |
| CRESTA MORELOS | VW | 48 | 36 | 25 | 7 | 13 | 15 | 31 | 26 | 28 | 28 | 28 | 40 | 325 |
| TOY MOTORS SUC CUAUTLA | TOYOTA | 27 | 26 | 36 | 14 | 12 | 20 | 32 | 29 | 23 | 20 | 28 | 26 | 293 |
| FRANCO MOTORS | RENAULT | 21 | 23 | 22 | 7 | 11 | 18 | 24 | 25 | 26 | 28 | 38 | 32 | 275 |
| CUERNAVACA AUTOMOTRIZ | FCA | 24 | 16 | 17 | 4 | 10 | 24 | 20 | 19 | 22 | 23 | 41 | 52 | 272 |
| VEHICULOS KOR | HYUNDAI | 42 | 23 | 12 | 6 | 10 | 13 | 27 | 22 | 26 | 22 | 30 | 20 | 253 |
| CUERNAVACA AUTOMOTRIZ RIO MAYO | FCA | 38 | 18 | 8 | 1 | 16 | 16 | 23 | 19 | 22 | 18 | 18 | 20 | 217 |
| AUTOMOTRIZ CATALANA | SEAT | 31 | 23 | 22 | 3 | 2 | 17 | 10 | 21 | 12 | 18 | 20 | 32 | 211 |
| 5 MEDCI | AUDI | 17 | 17 | 14 | 6 | 4 | 10 | 19 | 15 | 21 | 19 | 26 | 27 | 195 |
| AUTO CIRC SUC CUAUTLA | HONDA | 29 | 18 | 17 | 10 | 11 | 7 | 17 | 18 | 23 | 14 | 14 | 12 | 190 |
| PICACHO AUTOMOTRIZ SUC CUAUTLA | MAZDA | 19 | 13 | 23 | 5 | 8 | 15 | 9 | 11 | 12 | 18 | 25 | 12 | 170 |
| CUERNAVACA AUTOMOTRIZ SUC. CUAUTLA | FCA | 13 | 19 | 10 | 5 | 11 | 7 | 10 | 15 | 14 | 13 | 14 | 28 | 159 |
| MASTER MOTORS | MINI COOPER | 11 | 9 | 7 | 5 | 6 | 9 | 12 | 14 | 10 | 15 | 17 | 18 | 133 |
| PEUGEOT CUERNAVACA | PEUGEOT | 11 | 9 | 10 | 2 | 3 | 10 | 9 | 12 | 18 | 11 | 12 | 17 | 124 |
| BAIC | BAIC | 11 | 17 | 13 | 4 | 5 | 4 | 11 | 14 | 7 | 12 | 13 | 9 | 120 |
| MOTORES DE MORELOS SUC. CUAUTLA | FORD | 9 | 9 | 10 | 4 | 3 | 2 | 7 | 3 | 5 | 11 | 11 | 12 | 86 |
| MITSU SONI MORELOS | MITSUBISHI | 21 | 14 | 7 | 3 | 5 | 0 | 0 | 0 | 0 | 0 | 0 | 3 | 53 |
| MOTORES ATLIXCAYOTL | GMC | 1 | 1 | 4 | 3 | 0 | 0 | 3 | 5 | 5 | 4 | 5 | 10 | 41 |
| PICACHO GRUPO AUTOMOTRIZ | VOLVO | 6 | 3 | 3 | 0 | 1 | 1 | 4 | 2 | 2 | 2 | 2 | 1 | 27 |
| CEVER CUERNAVACA | MERCEDES | 11 | 5 | 4 | 3 | 0 | 0 | 0 | 0 | 0 | 0 | 0 | 0 | 23 |
| CEVER AUTOMOTORES INTERNACIONALES | JAC | | | | | | | | | | | 5 | 4 | 9 |
| GRUPO PICACHO | LINCOLN/LAND ROV/JAG | 1 | 1 | 0 | 2 | 0 | 0 | 0 | 0 | 0 | 0 | 0 | 0 | 4 |
| TOTAL | | 1,543 | 1,441 | 1,205 | 427 | 614 | 828 | 1,104 | 1,159 | 1,186 | 1,241 | 1,432 | 1,490 | 13,670 |

SUBCOMPACTOS

| MARCA | MODELO | FLOTILLA | MENUDEO | SUBTOTAL | ACUMULADO |
|---------------|-----------------|-----------|------------|------------|-------------|
| NISSAN | MARCH | 1 | 65 | 66 | 711 |
| CHEVROLET | AVEO | 74 | 23 | 97 | 523 |
| CHEVROLET | BEAT | 5 | 26 | 31 | 418 |
| KIA | RIO | 0 | 21 | 21 | 302 |
| VW | GOL | 0 | 20 | 20 | 174 |
| SEAT | IBIZA 4 PTAS | 0 | 23 | 23 | 121 |
| SUZUKI | SWIFT | 0 | 13 | 13 | 115 |
| FORD | FIGO | 0 | 11 | 11 | 114 |
| DODGE | ATTITUDE | 0 | 10 | 10 | 104 |
| CHEVROLET | SPARK | 0 | 9 | 9 | 89 |
| MAZDA | MAZDA 2 | 0 | 4 | 4 | 81 |
| RENAULT | KWID | 0 | 6 | 6 | 79 |
| TOYOTA | YARIS SEDAN | 0 | 7 | 7 | 75 |
| SUZUKI | IGNIS | 0 | 16 | 16 | 56 |
| FIAT | MOBI | 0 | 4 | 4 | 54 |
| HYUNDAI | GRAN I10 SEDAN | 0 | 6 | 6 | 38 |
| HYUNDAI | GRAN I10 | 0 | 5 | 5 | 31 |
| TOYOTA | YARIS HATCHBACK | 0 | 5 | 5 | 25 |
| FIAT | UNO | 0 | 2 | 2 | 24 |
| RENAULT | STEPWAY | 0 | 1 | 1 | 20 |
| BAIC | D-20 HACHBACK | 0 | 0 | 0 | 17 |
| TOYOTA | YARIS R | 0 | 0 | 0 | 15 |
| MITSUBISHI | MIRAGE | 0 | 0 | 0 | 14 |
| MITSUBISHI | MIRAGE G4 | 0 | 1 | 1 | 12 |
| FIAT | ADVENTURE | 0 | 1 | 1 | 11 |
| FIAT | SPORTIN | 0 | 0 | 0 | 7 |
| FIAT | ARGO | 0 | 6 | 6 | 7 |
| PEUGEOT | 301 | 0 | 0 | 0 | 4 |
| PEUGEOT | 208 | 0 | 0 | 0 | 3 |
| FIAT | ABARTH | 0 | 0 | 0 | 2 |
| FORD | FIESTA | 0 | 0 | 0 | 1 |
| RENAULT | SANDERO | 0 | 0 | 0 | 1 |
| BAIC | D-20 SEDAN | 0 | 0 | 0 | 1 |
| CHEVROLET | SONIC | 0 | 0 | 0 | 0 |
| VW | CROSSFOX | 0 | 0 | 0 | 0 |
| VW | UP | 0 | 0 | 0 | 0 |
| VW | GOL SEDAN | 0 | 0 | 0 | 0 |
| DODGE | VISION | 0 | 0 | 0 | 0 |
| MERCEDES BENZ | SMART | 0 | 0 | 0 | 0 |
| JAC | J4 | 0 | 0 | 0 | 0 |
| TOTAL | | 80 | 285 | 365 | 3249 |

365

COMPACTOS

| MARCA | MODELO | FLO | MEN | SUBTOTAL | ACUM |
|--------------|----------|-----------|------------|------------|-------------|
| NISSAN | VERSA | 15 | 112 | 127 | 1196 |
| VW | VENTO | 0 | 65 | 65 | 561 |
| VW | JETTA | 0 | 35 | 35 | 409 |
| CHEVROLET | ONIX | 0 | 62 | 62 | 312 |
| NISSAN | SENTRA | 5 | 32 | 37 | 262 |
| MAZDA | MAZDA 3 | 0 | 17 | 17 | 246 |
| TOYOTA | AVANZA | 0 | 29 | 29 | 209 |
| VW | POLO | 0 | 16 | 16 | 157 |
| VW | VIRTUS | 0 | 16 | 16 | 131 |
| KIA | FORTE | 0 | 13 | 13 | 120 |
| TOYOTA | COROLLA | 0 | 15 | 15 | 93 |
| SUZUKI | ERTIGA | 0 | 13 | 13 | 87 |
| HONDA | CITY | 0 | 0 | 0 | 76 |
| HONDA | CIVIC | 0 | 2 | 2 | 49 |
| CHEVROLET | CAVALIER | 0 | 1 | 1 | 43 |
| HONDA | FIT | 0 | 7 | 7 | 42 |
| HYUNDAI | ACCENT | 0 | 0 | 0 | 38 |
| VW | GOLF | 0 | 0 | 0 | 26 |
| BAIC | M50s | 0 | 1 | 1 | 21 |
| DODGE | NEON | 0 | 0 | 0 | 8 |
| HYUNDAI | ELANTRA | 0 | 0 | 0 | 8 |
| FORD | FUSION | 0 | 1 | 1 | 3 |
| PEUGEOT | 308 GT | 0 | 0 | 0 | 3 |
| NISSAN | LEAF | 0 | 0 | 0 | 1 |
| SUZUKI | CIAZ | 0 | 0 | 0 | 1 |
| NISSAN | TIIDA | 0 | 0 | 0 | 0 |
| NISSAN | NOTE | 0 | 0 | 0 | 0 |
| CHEVROLET | CRUZE | 0 | 0 | 0 | 0 |
| VW | BEETLE | 0 | 0 | 0 | 0 |
| FIAT | 500 L | 0 | 0 | 0 | 0 |
| FORD | FOCUS | 0 | 0 | 0 | 0 |
| SEAT | TOLEDO | 0 | 0 | 0 | 0 |
| RENAULT | FLUENCE | 0 | 0 | 0 | 0 |
| RENAULT | LOGAN | 0 | 0 | 0 | 0 |
| PEUGEOT | 308 | 0 | 0 | 0 | 0 |
| MERCEDES BI | CLASE A | 0 | 0 | 0 | 0 |
| MERCEDES BI | CLASE B | 0 | 0 | 0 | 0 |
| TOTAL | | 20 | 437 | 457 | 4102 |

457

| MARCA | MODELO | FLO | MEN | SUBTOTAL | ACU |
|-----------|---------|-----|-----|----------|-----|
| TOYOTA | PRIUS | 0 | 13 | 13 | 189 |
| TOYOTA | CAMRY | 0 | 5 | 5 | 41 |
| HONDA | ACCORD | 0 | 0 | 0 | 17 |
| BUICK | ENCORE | 0 | 1 | 1 | 12 |
| TOYOTA | SUPRA | 0 | 0 | 0 | 11 |
| MAZDA | MAZDA 6 | 0 | 1 | 1 | 9 |
| NISSAN | ALTIMA | 1 | 0 | 1 | 7 |
| HONDA | INSIGHT | 0 | 0 | 0 | 5 |
| PEUGOT | | 508 | 0 | 0 | 1 |
| KIA | OPTIMA | 0 | 0 | 0 | 1 |
| KIA | STINGER | 0 | 0 | 0 | 1 |
| HYUNDAI | SONATA | 0 | 0 | 0 | 1 |
| LINCOLN | MKZ | 0 | 0 | 0 | 1 |
| CHEVROLET | MALIBU | 0 | 0 | 0 | 0 |

| MARCA | MODELO | FLO | MEN | SUBTOTAL | ACU |
|---------------|---------------------|----------|-----------|-----------|------------|
| BMW | SERIE 3 | 0 | 2 | 2 | 57 |
| BMW | SERIE 1 | 0 | 2 | 2 | 41 |
| AUDI | A 3 SEDAN/ S3 SEDÁN | 0 | 4 | 4 | 38 |
| AUDI | A1/ SPORT BACK | 0 | 3 | 3 | 21 |
| AUDI | A 4 | 0 | 1 | 1 | 18 |
| BMW | SERIE 2 | 0 | 0 | 0 | 8 |
| BMW | SERIE 4 | 0 | 2 | 2 | 8 |
| AUDI | A3/ S3 | 0 | 0 | 0 | 5 |
| VOLVO | S 60 | 0 | 1 | 1 | 4 |
| AUDI | A5 SPORTBACK/ S5 SP | 0 | 2 | 2 | 3 |
| AUDI | TT | 0 | 0 | 0 | 3 |
| BMW | SERIE 5 | 0 | 1 | 1 | 3 |
| NISSAN | MAXIMA | 0 | 0 | 0 | 2 |
| AUDI | A7/ S7 | 0 | 0 | 0 | 2 |
| AUDI | R8 | 0 | 0 | 0 | 2 |
| AUDI | A3 CABRIO | 0 | 0 | 0 | 1 |
| AUDI | A6 / S6 | 0 | 0 | 0 | 1 |
| BMW | SERIE 7 | 0 | 0 | 0 | 1 |
| MERCEDES BENZ | Clase C | 0 | 0 | 0 | 1 |
| MERCEDES BENZ | Clase CLA | 0 | 0 | 0 | 1 |
| MERCEDES BENZ | Clase E | 0 | 0 | 0 | 1 |
| AUDI | A5 COUPÉ/ S5 COUPI | 0 | 0 | 0 | 0 |
| TOTAL | | 1 | 38 | 39 | 517 |

DEPORTIVOS

| MARCA | MODELO | FLO | MEN | SUBTOTAL | ACU |
|---------------|----------------------|----------|-----------|-----------|------------|
| SEAT | LEON | 0 | 1 | 1 | 50 |
| MINI | COOPER | 0 | 3 | 3 | 29 |
| MINI | COOPER S | 0 | 7 | 7 | 29 |
| MINI | COOPER JCW | 0 | 0 | 0 | 20 |
| VW | GOLF GTI | 0 | 4 | 4 | 17 |
| FORD | MUSTANG | 0 | 0 | 0 | 9 |
| MAZDA | MX-5 | 0 | 3 | 3 | 9 |
| MINI | COOPER 5 PUERTAS | 0 | 0 | 0 | 9 |
| BMW | M2 | 0 | 3 | 3 | 8 |
| BMW | Z4 | 0 | 1 | 1 | 8 |
| MINI | COOPER S 5 PUERTAS | 0 | 0 | 0 | 7 |
| BMW | M3 | 0 | 0 | 0 | 4 |
| MINI | COOPER S CONVERTIBLE | 0 | 0 | 0 | 4 |
| NISSAN | 370 Z | 0 | 1 | 1 | 2 |
| DODGE | CHALLENGER | 0 | 0 | 0 | 2 |
| BMW | M4 | 0 | 0 | 0 | 2 |
| BMW | M5 | 0 | 0 | 0 | 1 |
| MINI | COOPER CONVERTIBLE | 0 | 1 | 1 | 1 |
| JAGUAR | XE | 0 | 0 | 0 | 1 |
| CHEVROLET | CAMARO | 0 | 0 | 0 | 0 |
| VW | GOLF R | 0 | 0 | 0 | 0 |
| BMW | M6 | 0 | 0 | 0 | 0 |
| MERCEDES BENZ | CLASE SLC | 0 | 0 | 0 | 0 |
| MERCEDES BENZ | CLASE S | 0 | 0 | 0 | 0 |
| TOTAL | | 0 | 24 | 24 | 212 |

| MARCA | MODELO | FLO | MEN | SUBTOTAL | ACU |
|------------|-----------------------|-----|-----|----------|-----|
| TOYOTA | HIACE | 0 | 1 | 1 | 80 |
| FORD | TRANSIT | 0 | 1 | 1 | 64 |
| NISSAN | URVAN CARGA | 0 | 1 | 1 | 43 |
| NISSAN | URVAN PASAJEROS | 0 | 0 | 0 | 19 |
| CHEVROLET | EXPRESS CARGO VAN | 0 | 0 | 0 | 9 |
| VW | TRANSPORTER CARGA | 0 | 0 | 0 | 8 |
| VW | TRANSPORTER PASAJEROS | 0 | 0 | 0 | 6 |
| RAM | PROMASTER | 0 | 0 | 0 | 6 |
| CHEVROLET | EXPRESS VAN L | 0 | 0 | 0 | 2 |
| HYUNDAI | STAREX | 0 | 0 | 0 | 2 |
| FORD | TRANSIT PASAJEROS | 0 | 0 | 0 | 1 |
| | | | | | |
| | | | | | |
| MARCA | MODELO | FLO | MEN | SUBTOTAL | ACU |
| JEEP | WRANGLER | 1 | 10 | 11 | 51 |
| JEEP | GLADIATOR | 1 | 4 | 5 | 18 |
| BAIC | BJ20 | 0 | 1 | 1 | 12 |
| BAIC | BJ40 | 0 | 0 | 0 | 4 |
| MITSUBISHI | MONTERO SPORT | 0 | 0 | 0 | 0 |

| MARCA | MODELO | FLO | MEN | SUBTOTAL | ACU |
|------------|---------------------|-----|-----|----------|-----|
| NISSAN | KICKS | 0 | 18 | 18 | 203 |
| TOYOTA | RAV 4 | 0 | 24 | 24 | 170 |
| HONDA | HR-V | 0 | 14 | 14 | 146 |
| MAZDA | CX-5 | 0 | 14 | 14 | 142 |
| VW | TIGUAN | 0 | 13 | 13 | 138 |
| VW | TCROSS | 0 | 13 | 13 | 138 |
| HONDA | CR-V | 0 | 16 | 16 | 133 |
| KIA | SELTOS | 0 | 18 | 18 | 130 |
| KIA | SPORTAGE | 0 | 10 | 10 | 109 |
| NISSAN | X-TRAIL | 1 | 7 | 8 | 105 |
| MAZDA | CX-30 | 0 | 10 | 10 | 95 |
| CHEVROLET | TRAX | 0 | 2 | 2 | 92 |
| MAZDA | CX-3 | 0 | 4 | 4 | 92 |
| CHEVROLET | TRACKER | 0 | 29 | 29 | 83 |
| HYUNDAI | CRETA | 0 | 6 | 6 | 78 |
| RENAULT | DUSTER | 0 | 11 | 11 | 73 |
| KIA | SOUL | 0 | 8 | 8 | 71 |
| SUZUKI | NUEVA VITARA | 0 | 4 | 4 | 69 |
| HONDA | BR-V | 0 | 3 | 3 | 67 |
| FORD | ECOSPORT | 1 | 10 | 11 | 65 |
| HYUNDAI | TUCSON | 0 | 2 | 2 | 49 |
| JEEP | RENEGADE | 0 | 5 | 5 | 35 |
| FORD | ESCAPE | 0 | 1 | 1 | 29 |
| TOYOTA | CHR | 0 | 0 | 0 | 29 |
| BAIC | X-30 | 0 | 4 | 4 | 27 |
| CHEVROLET | EQUINOX | 0 | 2 | 2 | 26 |
| MINI | COOPER S COUNTRYMAN | 0 | 7 | 7 | 25 |
| KIA | SORENTO | 0 | 2 | 2 | 25 |
| SEAT | ARONA | 0 | 5 | 5 | 24 |
| RENAULT | CAPTUR | 0 | 1 | 1 | 24 |
| BAIC | X-25 | 0 | 0 | 0 | 19 |
| JEEP | COMPASS | 0 | 2 | 2 | 17 |
| SUZUKI | S-CROSS | 0 | 1 | 1 | 15 |
| CHEVROLET | BLAZER | 0 | 1 | 1 | 13 |
| DODGE | JOURNEY | 0 | 0 | 0 | 13 |
| SEAT | ATECA | 0 | 3 | 3 | 13 |
| PEUGOT | 2008 | 0 | 4 | 4 | 13 |
| RENAULT | KOLEOS | 0 | 2 | 2 | 12 |
| VW | TERAMONT | 0 | 2 | 2 | 9 |
| MITSUBISHI | OUTLANDER | 0 | 0 | 0 | 9 |
| MINI | COOPER S CLUBMAN | 0 | 0 | 0 | 9 |
| BAIC | X-65 | 0 | 1 | 1 | 7 |
| SEAT | TARRACO | 0 | 0 | 0 | 3 |
| PEUGOT | 3008 | 0 | 1 | 1 | 3 |
| JAC | SEI 3 | 0 | 1 | 1 | 3 |
| JEEP | CHEROKEE | 0 | 0 | 0 | 2 |
| MITSUBISHI | ECLIPSE CROSS | 0 | 1 | 1 | 2 |
| BAIC | X-35 | 0 | 0 | 0 | 2 |
| JAC | SEI 2 | 0 | 1 | 1 | 2 |
| JAC | E SE1 4 | 0 | 1 | 1 | 2 |
| NISSAN | MURANO | 0 | 0 | 0 | 1 |
| PEUGOT | 5008 | 0 | 0 | 0 | 1 |
| LAND ROVER | EVOQUE | 0 | 0 | 0 | 1 |

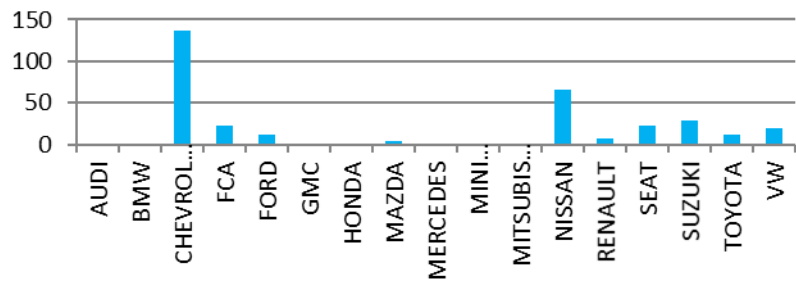
| MARCA | MODELO | FLO | MEN | SUBTOTAL | ACUMULADO |
|-----------|-------------------------|-----|-----|----------|-----------|
| TOYOTA | HILUX | 0 | 31 | 31 | 232 |
| NISSAN | CHASIS | 1 | 14 | 15 | 222 |
| NISSAN | PICK UP DC | 2 | 11 | 13 | 147 |
| RAM | RAM 700 | 0 | 27 | 27 | 138 |
| VW | SAVEIRO | 0 | 9 | 9 | 131 |
| NISSAN | FRONTIER V4 | 0 | 6 | 6 | 114 |
| NISSAN | ESTACAS | 2 | 11 | 13 | 91 |
| FORD | RANGER | 6 | 16 | 22 | 80 |
| RENAULT | OROCH | 0 | 9 | 9 | 56 |
| VW | CADDY | 0 | 1 | 1 | 47 |
| RAM | PROMASTER RAPID | 0 | 6 | 6 | 46 |
| NISSAN | PICK UP L | 0 | 5 | 5 | 41 |
| CHEVROLET | TORNADO PICK UP | 0 | 3 | 3 | 36 |
| TOYOTA | TACOMA | 0 | 4 | 4 | 34 |
| PEUGEOT | NUEVA PARTNER MAXI PACK | 0 | 2 | 2 | 30 |
| PEUGEOT | NUEVA PARTNER MAXI | 0 | 3 | 3 | 16 |
| NISSAN | FRONTIER V6 | 0 | 0 | 0 | 15 |
| PEUGEOT | RIFTER ALLURE | 0 | 1 | 1 | 14 |
| RENAULT | KANGOO | 0 | 2 | 2 | 10 |
| BAIC | VIGUS | 0 | 2 | 2 | 10 |
| FIAT | DUCATO | 0 | 2 | 2 | 8 |
| CHEVROLET | COLORADO | 0 | 0 | 0 | 7 |
| PEUGEOT | NUEVA PARTNER | 0 | 1 | 1 | 6 |
| PEUGEOT | EXPERT FURGON/CARGA | 0 | 1 | 1 | 6 |
| PEUGEOT | RIFTER ACTIVE | 0 | 2 | 2 | 5 |
| PEUGEOT | PARNTER MAXI | 0 | 0 | 0 | 3 |
| PEUGEOT | LANDTREK ALLURE | 0 | 2 | 2 | 3 |
| PEUGEOT | EXPERT COMBI | 0 | 0 | 0 | 1 |
| JAC | FRISON T6 | 0 | 0 | 0 | 1 |
| JAC | FRISON T8 | 0 | 1 | 1 | 1 |

| MARCA | MODELO | FLO | MEN | SUBTOTAL | ACUMULADO |
|------------|----------------|-----|-----|----------|-----------|
| RAM | RAM 1500 | 0 | 11 | 11 | 31 |
| FORD | F-150 | 0 | 2 | 2 | 30 |
| CHEVROLET | SILVERADO 2500 | 2 | 2 | 4 | 24 |
| VW | AMAROK | 0 | 0 | 0 | 24 |
| MITSUBISHI | L200 | 0 | 1 | 1 | 16 |
| FORD | LOBO | 0 | 0 | 0 | 15 |
| CHEVROLET | CHEYENE | 1 | 2 | 3 | 10 |
| GMC | SIERRA CREW | 0 | 0 | 0 | 4 |
| CHEVROLET | SILVERADO 1500 | 0 | 1 | 1 | 2 |
| RAM | CREW CAB | 0 | 0 | 0 | 2 |
| FORD | F-250 | 0 | 0 | 0 | 1 |
| GMC | SIERRA | 0 | 1 | 1 | 1 |
| RAM | RAM 2500 | 0 | 0 | 0 | 0 |

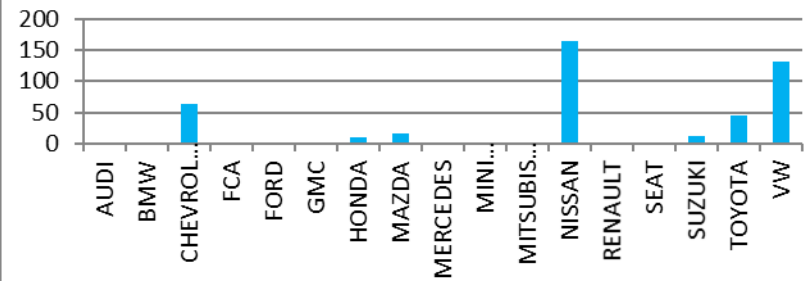
| MARCA | MODELO | FLO | MEN | SUBTOTAL | ACUMULADO |
|-----------|----------------|-----|-----|----------|-----------|
| NISSAN | NV350 URVAN | 1 | 3 | 4 | 43 |
| FORD | F-350 | 3 | 8 | 11 | 39 |
| RAM | RAM 4000 | 0 | 4 | 4 | 16 |
| PEUGEOT | MANANGER HDI | 0 | 0 | 0 | 12 |
| VW | CRAFTER | 0 | 0 | 0 | 10 |
| FORD | F-450/550 | 0 | 0 | 0 | 9 |
| CHEVROLET | SILVERADO 3500 | 0 | 0 | 0 | 3 |

| | | | | | |
|--------------|--|-----------|------------|------------|-------------|
| TOTAL | | 18 | 207 | 225 | 1843 |
|--------------|--|-----------|------------|------------|-------------|

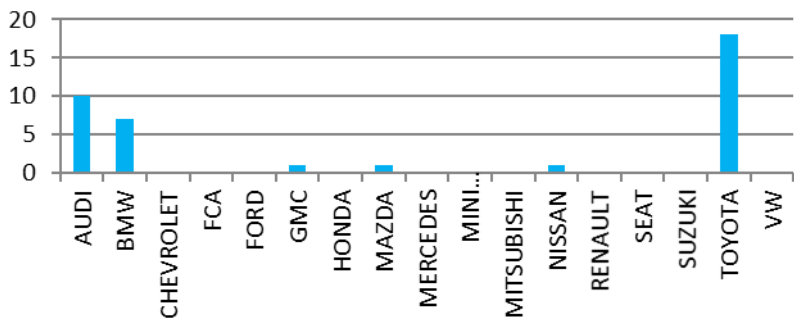
SUB COMPACTOS



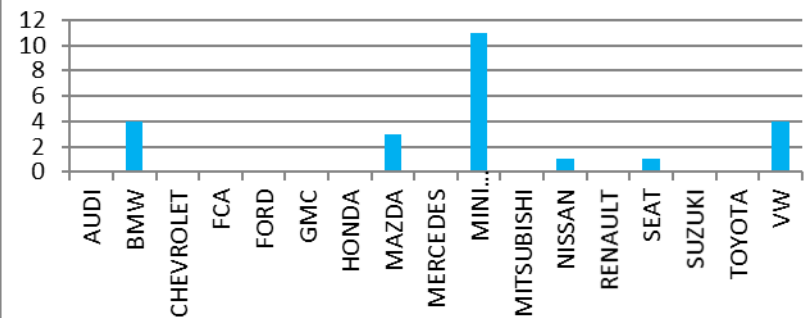
COMPACTOS

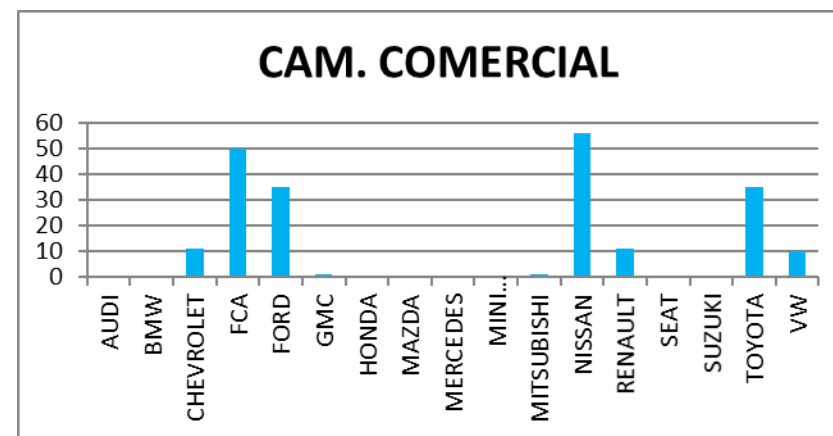
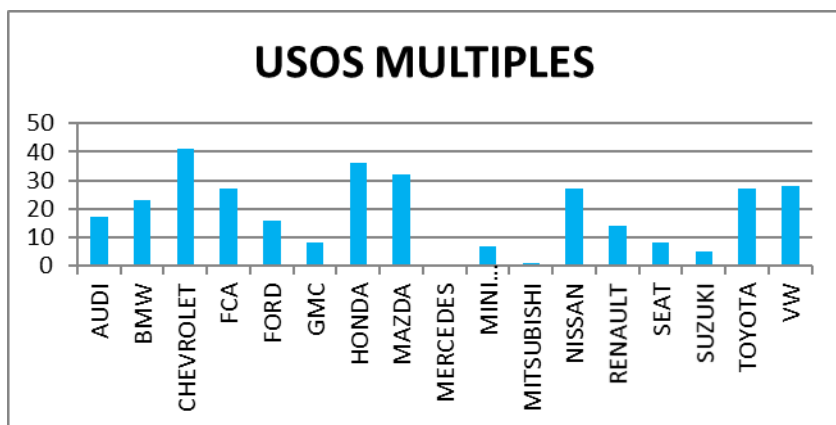


LUJO



DEPORTIVOS

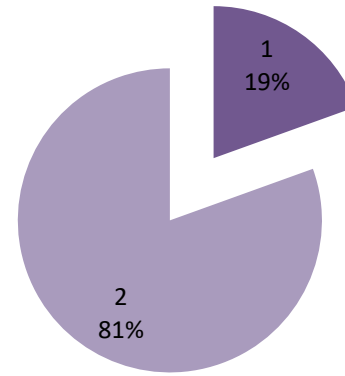




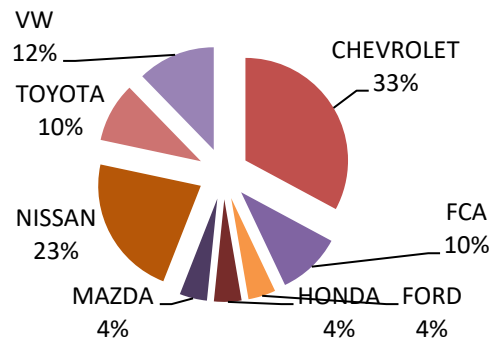
CUAUTLA

| MARCAS | FLOTILLA | MENUDEO | VENTAS POR UNIDADES TOTALES | SUB COMPACTOS | COMPACTOS | DE LUJO | DEPORTIVOS | USOS MULTIPLES | CAM. COMERCIAL |
|--------------|-----------|------------|-----------------------------|---------------|-----------|----------|------------|----------------|----------------|
| CHEVROLET | 49 | 42 | 91 | 61 | 13 | 0 | 0 | 13 | 4 |
| NISSAN | 4 | 58 | 62 | 9 | 30 | 0 | 0 | 8 | 15 |
| VW | 0 | 34 | 34 | 7 | 20 | 0 | 1 | 5 | 1 |
| FCA | 1 | 27 | 28 | 13 | 0 | 0 | 0 | 5 | 10 |
| TOYOTA | 0 | 26 | 26 | 3 | 12 | 2 | | 0 | 9 |
| FORD | 0 | 12 | 12 | 3 | 1 | | 0 | 2 | 6 |
| HONDA | 0 | 12 | 12 | | 1 | 0 | 0 | 11 | 0 |
| MAZDA | 0 | 12 | 12 | 2 | 1 | 0 | 1 | 8 | |
| TOTAL | 54 | 223 | 277 | 98 | 78 | 2 | 2 | 52 | 45 |

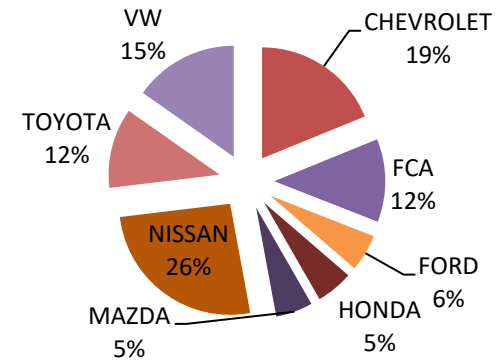
FLOTILLA VS MENUDEO



VENTAS POR UNIDADES TOTALES



MENUDEO



MENSUAL

| MARCAS | ENE | FEB | MAR | ABR | MAY | JUN | JUL | AGO | SEP | OCT | NOV | DIC | TOTAL | % |
|-----------|-----|-----|-----|-----|-----|-----|-----|-----|-----|-----|-----|-----|-------------|-------|
| CHEVROLET | 55 | 53 | 60 | 18 | 19 | 78 | 42 | 41 | 75 | 24 | 72 | 91 | 628 | 25.13 |
| NISSAN | 67 | 67 | 58 | 21 | 24 | 40 | 56 | 56 | 60 | 65 | 52 | 62 | 628 | 25.13 |
| VW | 42 | 42 | 25 | 2 | 15 | 19 | 26 | 35 | 36 | 28 | 41 | 34 | 345 | 13.81 |
| TOYOTA | 27 | 26 | 36 | 14 | 12 | 20 | 32 | 29 | 23 | 20 | 28 | 26 | 293 | 11.72 |
| HONDA | 29 | 18 | 17 | 10 | 11 | 7 | 17 | 18 | 23 | 14 | 14 | 12 | 190 | 7.60 |
| MAZDA | 19 | 13 | 23 | 5 | 8 | 15 | 9 | 11 | 12 | 18 | 25 | 12 | 170 | 6.80 |
| CHRYSLER | 13 | 19 | 10 | 5 | 11 | 7 | 10 | 15 | 14 | 13 | 14 | 28 | 159 | 6.36 |
| FORD | 9 | 9 | 10 | 4 | 3 | 2 | 7 | 3 | 5 | 11 | 11 | 12 | 86 | 3.44 |
| TOTAL | 261 | 247 | 239 | 79 | 103 | 188 | 199 | 208 | 248 | 193 | 257 | 277 | 2499 | 100 |

DICIEMBRE 2019 VS 2020

| DICIEMBRE | | | | | | | | | | | | |
|-----------|------|------|------|------|------|------|------|------|------|------|------|---------------|
| MARCA | 2010 | 2011 | 2012 | 2013 | 2014 | 2015 | 2016 | 2017 | 2018 | 2019 | 2020 | % CRECIMIENTO |
| CHEVROLET | 196 | 105 | 105 | 77 | 75 | 102 | 112 | 81 | 56 | 49 | 91 | 85.71 |
| FCA | | 12 | 19 | 13 | 25 | 22 | 20 | 21 | 18 | 17 | 28 | 64.71 |
| FORD | | 18 | 18 | 14 | 34 | 41 | 35 | 32 | 12 | 12 | 12 | 0.00 |
| TOYOTA | | 11 | 15 | 20 | 17 | 27 | 37 | 45 | 31 | 31 | 26 | -16.13 |
| NISSAN | 82 | 110 | 97 | 98 | 115 | 120 | 193 | 141 | 90 | 76 | 62 | -18.42 |
| VW | 56 | 67 | 74 | 80 | 78 | 104 | 66 | 51 | 50 | 53 | 34 | -35.85 |
| HONDA | | 12 | 9 | 15 | 26 | 31 | 40 | 40 | 29 | 25 | 12 | -52.00 |
| MAZDA | | | 10 | 3 | 11 | 25 | 20 | 15 | 11 | 27 | 12 | -55.56 |
| TOTAL | 334 | 335 | 347 | 320 | 381 | 472 | 523 | 426 | 297 | 290 | 277 | -4.48 |

| MARCA | MODELO | FLOTILLA | MENUDEO | SUBTOTAL | ACUMULADO |
|--------------|-----------------|-----------|-----------|-----------|------------|
| CHEVROLET | AVEO | 41 | 6 | 47 | 258 |
| CHEVROLET | BEAT | 5 | 8 | 13 | 125 |
| NISSAN | MARCH | 0 | 9 | 9 | 102 |
| DODGE | ATTITUDE | 0 | 6 | 6 | 44 |
| VW | GOL | 0 | 7 | 7 | 34 |
| FORD | FIGO | 0 | 3 | 3 | 30 |
| MAZDA | MAZDA 2 | 0 | 2 | 2 | 29 |
| TOYOTA | YARIS SEDAN | 0 | 2 | 2 | 21 |
| FIAT | MOBI | 0 | 2 | 2 | 19 |
| CHEVROLET | SPARK | 0 | 1 | 1 | 18 |
| TOYOTA | YARIS HATCHBACK | 0 | 1 | 1 | 6 |
| FIAT | UNO | 0 | 2 | 2 | 5 |
| FIAT | SPORTIN | 0 | 0 | 0 | 4 |
| FIAT | ADVENTURE | 0 | 1 | 1 | 2 |
| FIAT | ARGO | 0 | 2 | 2 | 2 |
| TOYOTA | YARIS R | 0 | 0 | 0 | 2 |
| FORD | FIESTA | 0 | 0 | 0 | 1 |
| CHEVROLET | SONIC | 0 | 0 | 0 | 0 |
| VW | CROSSFOX | 0 | 0 | 0 | 0 |
| VW | UP | 0 | 0 | 0 | 0 |
| VW | GOL SEDAN | 0 | 0 | 0 | 0 |
| DODGE | VISION | 0 | 0 | 0 | 0 |
| FIAT | ABARTH | 0 | 0 | 0 | 0 |
| TOTAL | | 46 | 52 | 98 | 702 |

COMPACTOS

| MARCA | MODELO | FLO | MEN | SUBTOTAL | ACU |
|--------------|----------|----------|-----------|-----------|------------|
| NISSAN | VERSA | 3 | 17 | 20 | 216 |
| VW | VENTO | 0 | 12 | 12 | 90 |
| CHEVROLET | ONIX | 0 | 13 | 13 | 71 |
| VW | JETTA | 0 | 3 | 3 | 58 |
| MAZDA | MAZDA 3 | 0 | 1 | 1 | 53 |
| TOYOTA | AVANZA | 0 | 7 | 7 | 52 |
| NISSAN | SENTRA | 0 | 10 | 10 | 48 |
| VW | POLO | 0 | 3 | 3 | 38 |
| VW | VIRTUS | 0 | 2 | 2 | 27 |
| HONDA | CITY | 0 | 0 | 0 | 26 |
| TOYOTA | COROLLA | 0 | 5 | 5 | 24 |
| HONDA | CIVIC | 0 | 0 | 0 | 19 |
| CHEVROLET | CAVALIER | 0 | 0 | 0 | 14 |
| HONDA | FIT | 0 | 1 | 1 | 13 |
| VW | GOLF | 0 | 0 | 0 | 2 |
| FORD | FUSION | 0 | 1 | 1 | 2 |
| NISSAN | LEAF | 0 | 0 | 0 | 1 |
| DODGE | NEON | 0 | 0 | 0 | 1 |
| NISSAN | TIIDA | 0 | 0 | 0 | 0 |
| NISSAN | NOTE | 0 | 0 | 0 | 0 |
| CHEVROLET | CRUZE | 0 | 0 | 0 | 0 |
| VW | BEETLE | 0 | 0 | 0 | 0 |
| FIAT | 500 L | 0 | 0 | 0 | 0 |
| FORD | FOCUS | 0 | 0 | 0 | 0 |
| TOTAL | | 3 | 75 | 78 | 755 |

LUJO

| MARCA | MODELO | FLO | MEN | SUBTOTAL | ACU |
|--------------|---------|----------|----------|----------|-----------|
| TOYOTA | PRIUS | 0 | 2 | 2 | 27 |
| HONDA | ACCORD | 0 | 0 | 0 | 3 |
| MAZDA | MAZDA 6 | 0 | 0 | 0 | 2 |
| NISSAN | MAXIMA | 0 | 0 | 0 | 1 |
| TOYOTA | CAMRY | 0 | 0 | 0 | 1 |
| NISSAN | ALTIMA | 0 | 0 | 0 | 0 |
| CHEVROLET | MALIBU | 0 | 0 | 0 | 0 |
| VW | PASSAT | 0 | 0 | 0 | 0 |
| CHRYSLER | CHARGER | 0 | 0 | 0 | 0 |
| CHRYSLER | 300/200 | 0 | 0 | 0 | 0 |
| TOYOTA | SUPRA | 0 | 0 | 0 | 0 |
| HONDA | INSIGHT | 0 | 0 | 0 | 0 |
| TOTAL | | 0 | 2 | 2 | 34 |

2

DEPORTIVOS

| MARCA | MODELO | FLO | MEN | SUBTOTAL | ACU |
|--------------|------------|----------|----------|----------|----------|
| VW | GOLF GTI | 0 | 1 | 1 | 3 |
| FORD | MUSTANG | 0 | 0 | 0 | 2 |
| MAZDA | MX-5 | 0 | 1 | 1 | 2 |
| NISSAN | 370 Z | 0 | 0 | 0 | 0 |
| CHEVROLET | CAMARO | 0 | 0 | 0 | 0 |
| VW | GOLF R | 0 | 0 | 0 | 0 |
| DODGE | CHALLENGER | 0 | 0 | 0 | 0 |
| TOTAL | | 0 | 2 | 2 | 7 |

2

| MARCA | MODELO | FLO | MEN | SUBTOTAL | ACU |
|-----------|-----------------------|-----|-----|----------|-----|
| TOYOTA | HIACE | 0 | 0 | 0 | 26 |
| NISSAN | URVAN CARGA | 0 | 1 | 1 | 11 |
| CHEVROLET | EXPRESS CARGO VAN | 0 | 0 | 0 | 9 |
| NISSAN | URVAN PASAJEROS | 0 | 0 | 0 | 5 |
| VW | TRANSPORTER PASAJEROS | 0 | 0 | 0 | 1 |
| RAM | PROMASTER | 0 | 0 | 0 | 1 |
| FORD | TRANSIT | 0 | 0 | 0 | 1 |

| MARCA | MODELO | FLO | MEN | SUBTOTAL | ACU |
|-------|-----------|-----|-----|----------|-----|
| JEEP | WRANGLER | 1 | 1 | 2 | 2 |
| JEEP | GLADIATOR | 0 | 0 | 0 | 2 |

| MARCA | MODELO | FLO | MEN | SUBTOTAL | ACU |
|-----------|----------|-----|-----|----------|-----|
| HONDA | CR-V | 0 | 5 | 5 | 48 |
| HONDA | HR-V | 0 | 4 | 4 | 46 |
| TOYOTA | RAV 4 | 0 | 0 | 0 | 36 |
| CHEVROLET | TRAX | 0 | 0 | 0 | 35 |
| NISSAN | KICKS | 0 | 5 | 5 | 34 |
| VW | T-CROSS | 0 | 3 | 3 | 33 |
| HONDA | BR-V | 0 | 2 | 2 | 33 |
| MAZDA | CX-5 | 0 | 2 | 2 | 30 |
| CHEVROLET | TRACKER | 0 | 8 | 8 | 27 |
| MAZDA | CX-30 | 0 | 3 | 3 | 25 |
| VW | TIGUAN | 0 | 2 | 2 | 23 |
| MAZDA | CX-3 | 0 | 1 | 1 | 22 |
| NISSAN | X-TRAIL | 1 | 1 | 2 | 18 |
| FORD | ECOSPORT | 0 | 2 | 2 | 14 |
| FORD | ESCAPE | 0 | 0 | 0 | 9 |
| TOYOTA | CHR | 0 | 0 | 0 | 9 |
| CHEVROLET | EQUINOX | 0 | 0 | 0 | 8 |
| JEEP | RENEGADE | 0 | 3 | 3 | 7 |
| CHEVROLET | BLAZER | 0 | 0 | 0 | 3 |
| VW | TERAMONT | 0 | 0 | 0 | 3 |
| JEEP | COMPASS | 0 | 0 | 0 | 3 |
| DODGE | JOURNEY | 0 | 0 | 0 | 2 |
| NISSAN | MURANO | 0 | 0 | 0 | 1 |

| MARCA | MODELO | FLO | MEN | SUBTOTAL | ACU |
|-----------|----------------|-----|-----|----------|-----|
| CHEVROLET | SUBURBAN SUV | 0 | 1 | 1 | 15 |
| CHEVROLET | TAHOE | 1 | 2 | 3 | 11 |
| JEEP | GRAND CHEROKEE | 0 | 0 | 0 | 7 |
| MAZDA | CX-9 | 0 | 2 | 2 | 7 |
| TOYOTA | HIGHLANDER | 0 | 0 | 0 | 5 |
| CHEVROLET | TRAVERSE SUV | 1 | 0 | 1 | 2 |
| DODGE | DURANGO | 0 | 0 | 0 | 2 |
| FORD | EXPLORER | 0 | 0 | 0 | 1 |
| HONDA | PILOT | 0 | 0 | 0 | 1 |
| VW | TOUAREG | 0 | 0 | 0 | 0 |

| MARCA | MODELO | FLO | MEN | SUBTOTAL | ACU |
|----------|--------------|-----|-----|----------|-----|
| TOYOTA | SIENNA | 0 | 0 | 0 | 41 |
| DODGE | GRAN CARAVAN | 0 | 0 | 0 | 2 |
| CHRYSLER | PACÍFICA | 0 | 0 | 0 | 1 |
| HONDA | ODYSSEY | 0 | 0 | 0 | 1 |

| | | | | | |
|--------------|--|----------|-----------|-----------|------------|
| TOTAL | | 4 | 48 | 52 | 623 |
|--------------|--|----------|-----------|-----------|------------|

CAMIONES COMERCIALES

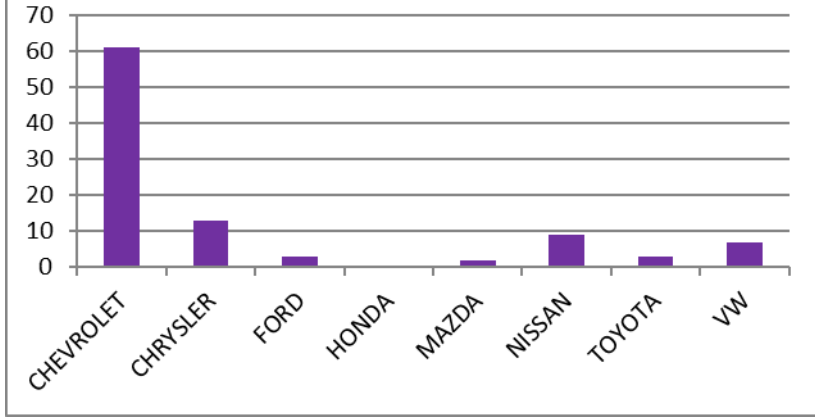
| MARCA | MODELO | FLO | MEN | SUBTOTAL | ACU |
|-----------|-----------------|-----|-----|----------|-----|
| NISSAN | CHASIS | 0 | 7 | 7 | 78 |
| NISSAN | PICK UP DC | 0 | 4 | 4 | 43 |
| RAM | RAM 700 | 0 | 7 | 7 | 38 |
| TOYOTA | HILUX | 0 | 9 | 9 | 37 |
| NISSAN | FRONTIER V4 | 0 | 1 | 1 | 36 |
| VW | SAVEIRO | 0 | 1 | 1 | 26 |
| NISSAN | ESTACAS | 0 | 2 | 2 | 20 |
| NISSAN | PICK UP L | 0 | 1 | 1 | 14 |
| FORD | RANGER | 0 | 3 | 3 | 13 |
| CHEVROLET | TORNADO PICK UP | 0 | 1 | 1 | 10 |
| RAM | PROMASTER RAPID | 0 | 2 | 2 | 7 |
| TOYOTA | TACOMA | 0 | 0 | 0 | 6 |
| VW | CADDY | 0 | 0 | 0 | 5 |
| CHEVROLET | COLORADO | 0 | 0 | 0 | 2 |
| FIAT | DUCATO | 0 | 1 | 1 | 2 |

| MARCA | MODELO | FLO | MEN | SUBTOTAL | ACU |
|-----------|----------------|-----|-----|----------|-----|
| CHEVROLET | SILVERADO 2500 | 1 | 2 | 3 | 19 |
| RAM | RAM 1500 | 0 | 0 | 0 | 3 |
| FORD | F-150 | 0 | 1 | 1 | 3 |
| VW | AMAROK | 0 | 0 | 0 | 2 |
| FORD | LOBO | 0 | 0 | 0 | 1 |
| CHEVROLET | CHEYENE | 0 | 0 | 0 | 0 |

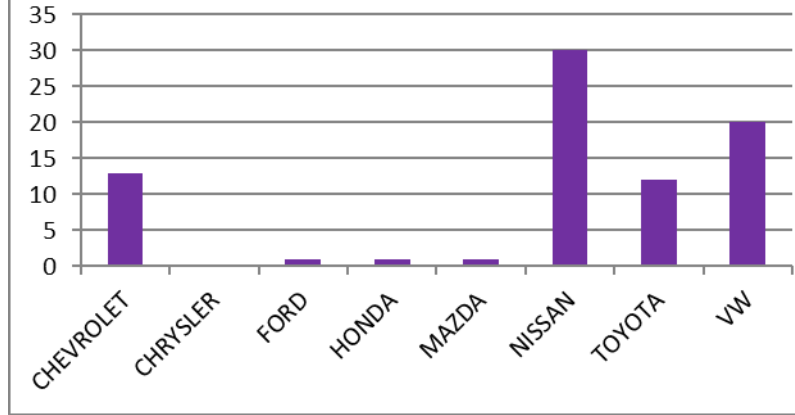
| MARCA | MODELO | FLO | MEN | SUBTOTAL | ACU |
|-----------|----------------|-----|-----|----------|-----|
| FORD | F-350 | 0 | 2 | 2 | 8 |
| RAM | RAM 4000 | 0 | 0 | 0 | 3 |
| CHEVROLET | SILVERADO 3500 | 0 | 0 | 0 | 1 |
| FORD | F-450/550 | 0 | 0 | 0 | 1 |
| NISSAN | CABSTAR | 0 | 0 | 0 | 0 |
| NISSAN | NV350 URVAN | 0 | 0 | 0 | 0 |
| VW | CRAFTER | 0 | 0 | 0 | 0 |

| | | | | | |
|--------------|--|----------|-----------|-----------|------------|
| TOTAL | | 1 | 44 | 45 | 378 |
|--------------|--|----------|-----------|-----------|------------|

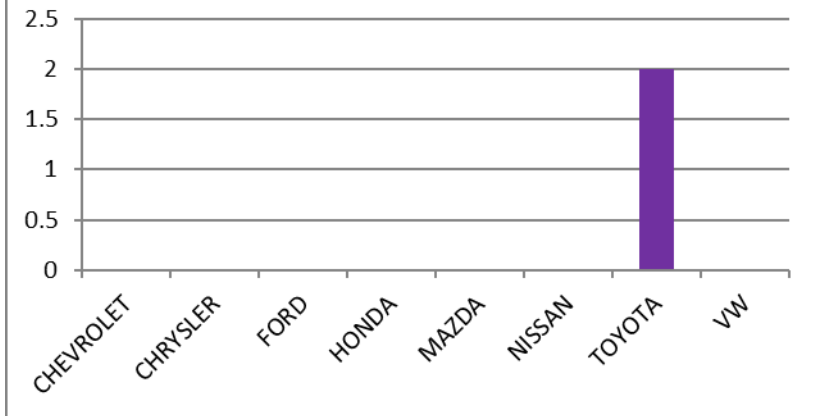
SUB COMPACTOS



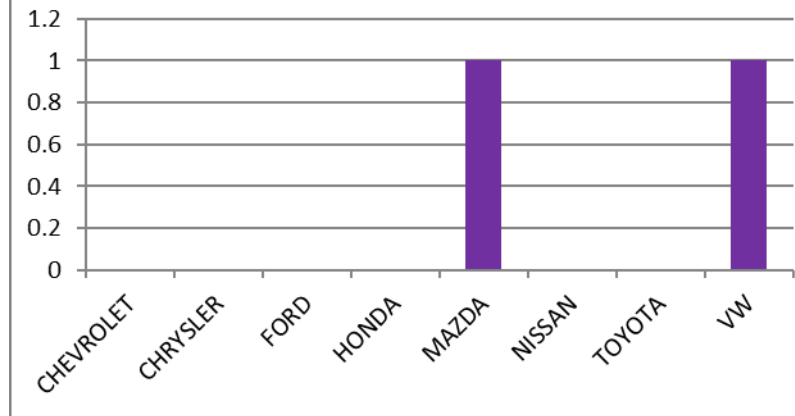
COMPACTOS

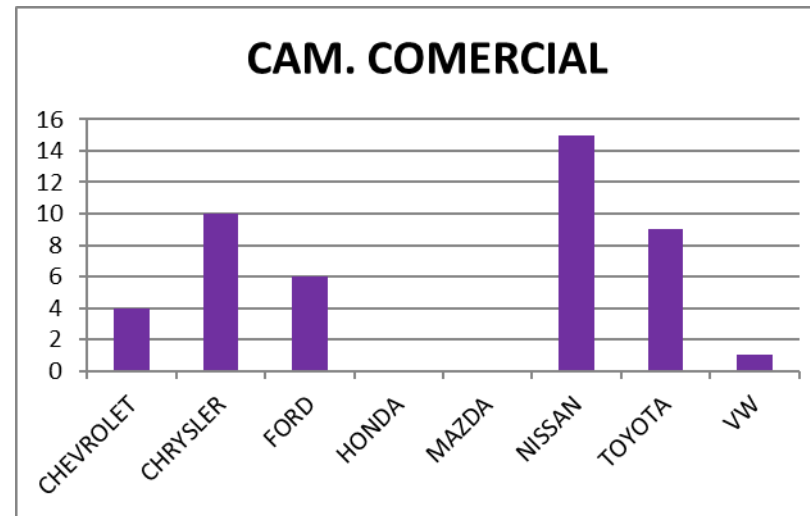
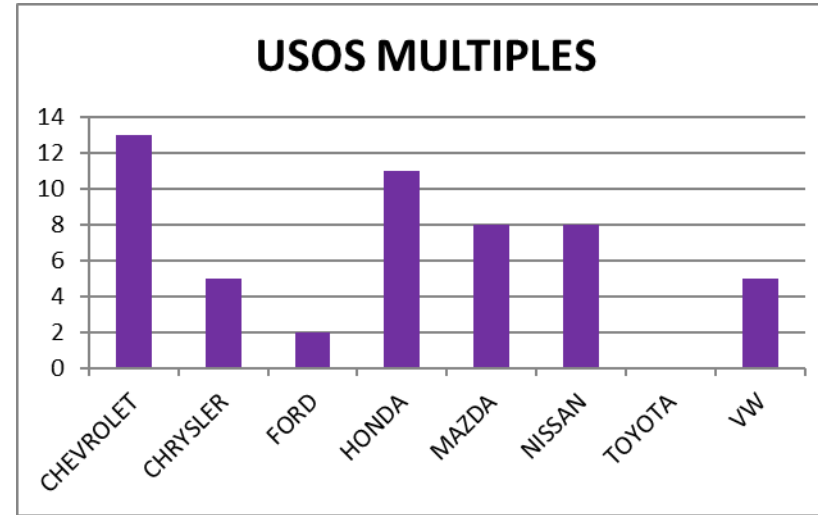


DE LUJO



DEPORTIVOS

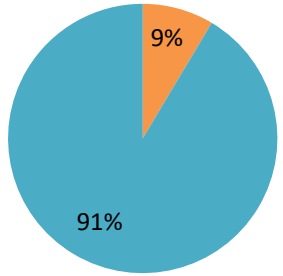




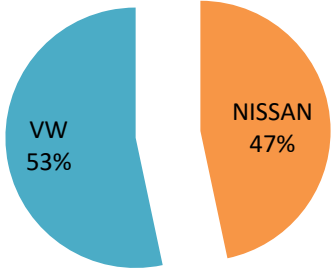
GALEANA

FLOTILLA VS MENUDEO

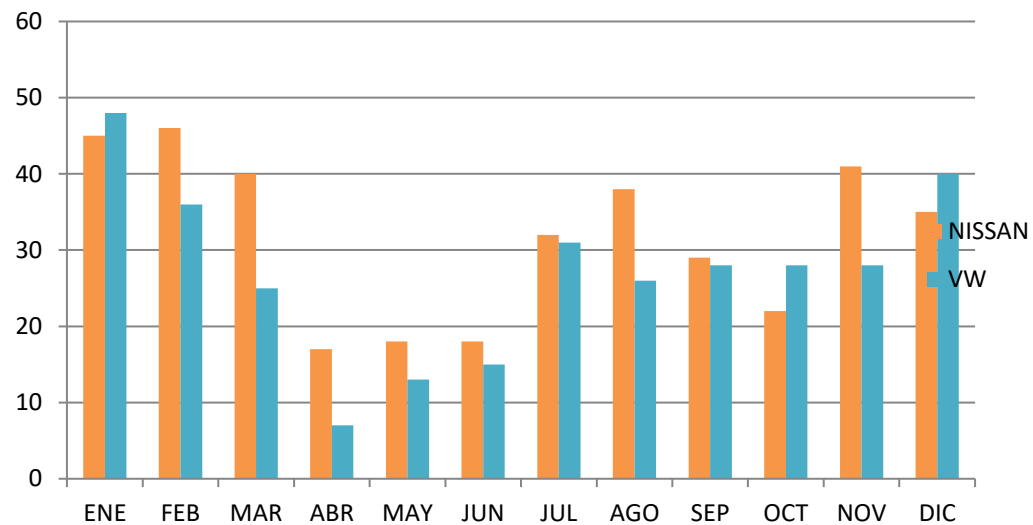
■ FLOTILLA
 ■ MENUDEO



VENTAS TOTALES



| MARCAS | FLOTILLA | MENUDEO | VENTAS POR UNIDADES TOTALES | SUB COMPACTOS | COMPACTOS | DE LUJO | DEPORTIVOS | USOS MULTIPLES | CAM. COMERCIAL |
|--------------|----------|-----------|-----------------------------|---------------|-----------|----------|------------|----------------|----------------|
| VW | 0 | 40 | 40 | 2 | 29 | 0 | 0 | 6 | 3 |
| NISSAN | 3 | 32 | 35 | 3 | 18 | 0 | 0 | 2 | 12 |
| TOTAL | 3 | 72 | 75 | 5 | 47 | 0 | 0 | 8 | 15 |



| MARCAS | ENE | FEB | MAR | ABR | MAY | JUN | JUL | AGO | SEP | OCT | NOV | DIC | TOTAL | % |
|--------------|-----------|-----------|-----------|-----------|-----------|-----------|-----------|-----------|-----------|-----------|-----------|-----------|------------|------------|
| NISSAN | 45 | 46 | 40 | 17 | 18 | 18 | 32 | 38 | 29 | 22 | 41 | 35 | 381 | 53.97 |
| VW | 48 | 36 | 25 | 7 | 13 | 15 | 31 | 26 | 28 | 28 | 28 | 40 | 325 | 46.03 |
| TOTAL | 93 | 82 | 65 | 24 | 31 | 33 | 63 | 64 | 57 | 50 | 69 | 75 | 706 | 100 |

SUBCOMPACTOS

| MARCA | MODELO | FLO | MEN | SUBTOTAL | ACU |
|--------------|-----------|----------|----------|----------|-----------|
| NISSAN | MARCH | 0 | 3 | 3 | 69 |
| VW | GOL | 0 | 2 | 2 | 26 |
| VW | CROSSFOX | 0 | 0 | 0 | 0 |
| VW | UP | 0 | 0 | 0 | 0 |
| VW | GOL SEDAN | 0 | 0 | 0 | 0 |
| TOTAL | | 0 | 5 | 5 | 95 |

5

COMPACTOS

| MARCA | MODELO | FLO | MEN | SUBTOTAL | ACU |
|--------------|--------|----------|-----------|-----------|------------|
| NISSAN | VERSA | 2 | 13 | 15 | 125 |
| VW | JETTA | 0 | 12 | 12 | 88 |
| VW | VENTO | 0 | 12 | 12 | 83 |
| NISSAN | SENTRA | 0 | 3 | 3 | 33 |
| VW | POLO | 0 | 3 | 3 | 29 |
| VW | VIRTUS | 0 | 2 | 2 | 21 |
| VW | GOLF | 0 | 0 | 0 | 4 |
| NISSAN | LEAF | 0 | 0 | 0 | 0 |
| NISSAN | TIIDA | 0 | 0 | 0 | 0 |
| NISSAN | NOTE | 0 | 0 | 0 | 0 |
| VW | BEETLE | 0 | 0 | 0 | 0 |
| TOTAL | | 2 | 45 | 47 | 383 |

47

LUJO

| MARCA | MODELO | FLO | MEN | SUBTOTAL | ACU |
|--------------|--------|----------|----------|----------|----------|
| NISSAN | ALTIMA | 0 | 0 | 0 | 1 |
| NISSAN | MAXIMA | 0 | 0 | 0 | 0 |
| NISSAN | PASSAT | 0 | 0 | 0 | 0 |
| TOTAL | | 0 | 0 | 0 | 1 |

0

DEPORTIVOS

| MARCA | MODELO | FLO | MEN | SUBTOTAL | ACU |
|--------------|----------|----------|----------|----------|----------|
| VW | GOLF GTI | 0 | 0 | 0 | 1 |
| NISSAN | 370 Z | 0 | 0 | 0 | 0 |
| VW | GOLF R | 0 | 0 | 0 | 0 |
| TOTAL | | 0 | 0 | 0 | 1 |

0

USOS MÚLTIPLES

| MARCA | MODELO | FLO | MEN | SUBTOTAL | ACU |
|--------|-----------------------|-----|-----|----------|-----|
| NISSAN | URVAN PASAJEROS | 0 | 0 | 0 | 3 |
| NISSAN | URVAN CARGA | 0 | 0 | 0 | 3 |
| VW | TRANSPORTER CARGA | 0 | 0 | 0 | 2 |
| VW | TRANSPORTER PASAJEROS | 0 | 0 | 0 | 0 |

| MARCA | MODELO | FLO | MEN | SUBTOTAL | ACU |
|--------------|------------|----------|----------|----------|-----------|
| NISSAN | KICKS | 0 | 2 | 2 | 25 |
| VW | T-CROSS | 0 | 1 | 1 | 22 |
| VW | TIGUAN | 0 | 5 | 5 | 18 |
| NISSA | X-TRAIL | 0 | 0 | 0 | 15 |
| NISSAN | JUKE | 0 | 0 | 0 | 0 |
| NISSAN | MURANO | 0 | 0 | 0 | 0 |
| NISSAN | PATHFINDER | 0 | 0 | 0 | 0 |
| NISSAN | ARMADA | 0 | 0 | 0 | 0 |
| VW | TERAMONT | 0 | 0 | 0 | 0 |
| VW | TOUAREG | 0 | 0 | 0 | 0 |
| TOTAL | | 0 | 8 | 8 | 88 |

CAMIONES COMERCIALES

| MARCA | MODELO | FLO | MEN | SUBTOTAL | ACU |
|--------|-------------|-----|-----|----------|-----|
| NISSAN | CHASIS | 1 | 2 | 3 | 27 |
| NISSAN | FRONTIER V4 | 0 | 3 | 3 | 23 |
| NISSAN | PICK UP DC | 0 | 1 | 1 | 18 |
| NISSAN | ESTACAS | 0 | 2 | 2 | 15 |
| VW | SAVEIRO | 0 | 3 | 3 | 15 |
| NISSAN | PICK UP L | 0 | 2 | 2 | 10 |
| VW | CADDY | 0 | 0 | 0 | 6 |
| NISSAN | FRONTIER V6 | 0 | 0 | 0 | 0 |

| MARCA | MODELO | FLO | MEN | SUBTOTAL | ACU |
|-------|--------|-----|-----|----------|-----|
| VW | AMAROK | 0 | 0 | 0 | 8 |

| MARCA | MODELO | FLO | MEN | SUBTOTAL | ACU |
|--------------|-------------|----------|-----------|-----------|------------|
| NISSAN | NV350 URVAN | 0 | 1 | 1 | 14 |
| VW | CRAFTER | 0 | 0 | 0 | 2 |
| NISSAN | CABSTAR | 0 | 0 | 0 | 0 |
| TOTAL | | 1 | 14 | 15 | 138 |